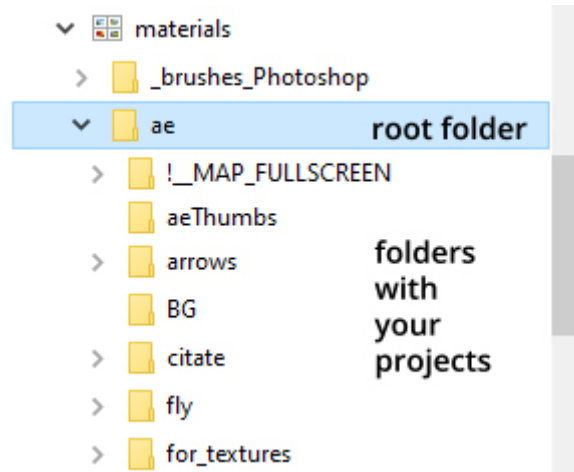


Project Manager for After Effects is a tool for quick access to your After Effects Projects



Project Manager for After Effects lets you create a library from your projects and then quickly find the one you want. The library contains groups, and groups contain projects.

Projects can be located on your drive in different folders, but it is preferable that all folders have a common root folder.





In the Project Manager, you can place projects from this common directory into one logical group. If you have a common root folder you can move groups to another drive and Project Manager will automatically fix the paths to your projects.

To save a project to the library:

- click the create group button , write a name to the group and specify the root folder of the group.
- click the create a new AE template button . In the window that opens, specify whether you want to save the current composition as a project.


To import a project:

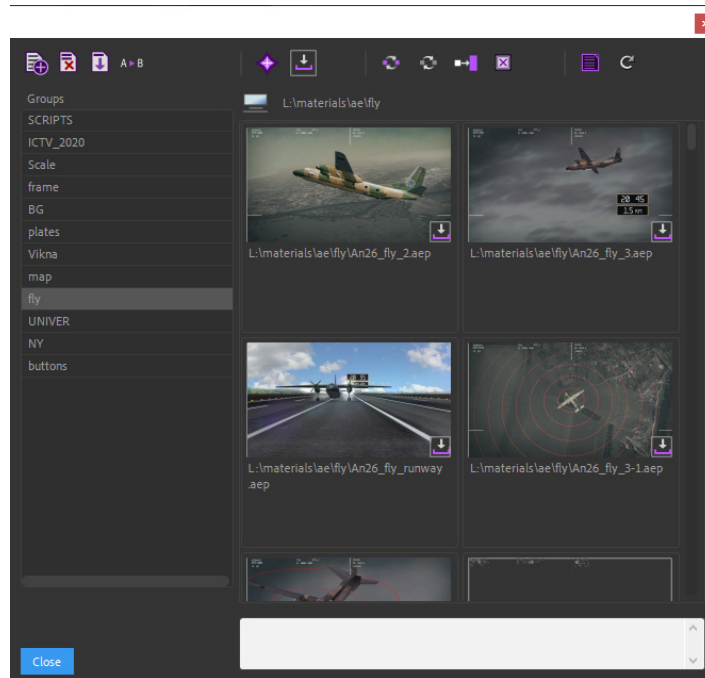
- Click on the import button  in the lower right corner of the picture or click on the picture and then click the similar button  in the toolbar.

To transfer a group to another drive:

In group root folder the Project Manager creates a subfolder *aeThumbs* with poster frames and a group description file *aeThumbs.txt*.




To transfer a group to another drive, you just need to copy the root folder with the contents to another drive using the file manager, and then click the import button  to import the *aeThumbs.txt* file. Groups and poster frames will appear in the Project Manager.







On the left side there are groups, on the right there are poster frames associated with After Effects projects.








The white box below is for comments for the highlighted project.


After Effects project is imported by clicking on the button .

Buttons on the left side:

-  - creates new group
-  - deletes group
-  - imports groups
-  - renames groups

Buttons on the right side:

-  - creates new AE template
-  - replaces poster frame
-  - replaces project AE
-  - adds a new project and its corresponding poster frame to the library
-  - removes the poster frame
-  - opens a list of group projects
-  - resets settings

 - opens the root folder of the group in the file manager.